

TROJAN™

COMPACT MASSAGER

USB

ADJUSTABLE
INTENSITY

INTERCHANGEABLE
MESSAGE HEADS

THERAPY &
RECOVERY

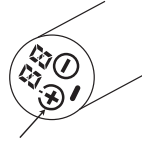


USER MANUAL



Visit facebook.com/trojanhealth
www.trojanhealth.co.za
[www.instagram.com/trojanhealth](https://instagram.com/trojanhealth)

PRODUCT USE



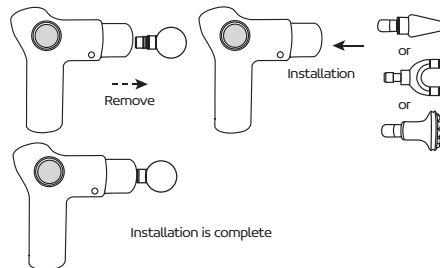
ON/OFF BUTTON

SWITCH ON/ OFF (DIGITAL TOUCH)

- Press and Hold the “+” button for three seconds to turn the unit on.
- Press and Hold the “+” button for three seconds to turn the unit off.
- Power on - Initial start up Strength Level will be on 0.
- Press the “+ -” buttons to adjust the strength of the mini massager.
- Maximum Strength Level = 32.

NOTE: To protect the bones and the muscles, avoid long-term fixed-point massages. “Protection Mode” will be applied after 15 minutes of continuous massage.

REPLACING / CHANGING THE MESSAGE HEAD



PRODUCT USE

INTERCHANGEABLE MESSAGE HEADS



CONICAL HEAD

Suitable for impacting deep tissue, plantar acupoints, such as meridian joints, etc



BALL HEAD

Suitable for massaging all muscles, such as the palm of the foot, etc.



U-SHAPE HEAD

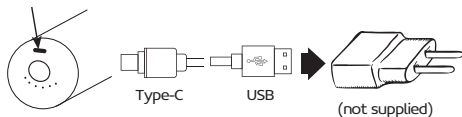
Suitable for massaging the neck and spinal Achilles' tendon.



FLAT HEAD

Suitable for massaging large muscle groups, legs, buttocks, and other deep stimulation.

CHARGING THE COMPACT MASSAGER



NOTE:

Input is 5V-2A mobile phone charging head.

1. Press and Hold the “+” button for three seconds to turn the unit off.
2. If preferred the Massage head can be removed.
3. Use a 5V 1A charging device to charge this unit. Use the supplied USB charging cable to charge the unit.
4. Initial first time charge is 3 hours.
5. Using the USB cable provided, charge the unit through any USB port or use an adapter to plug into the wall (adapter not supplied), the charging cable provided has a Type C interface.
6. When the unit is charged, the screen displays the level of charge, the number flashes.
7. When the product is fully charged, the screen will display “99”.
8. The Mini Massager is now ready for use.

♥ INDICATION

- Pain and spasms from muscle contusions, sprains, strains
- Helps the edema fluid flow to the swollen area
- Loosen and thickened connective tissue and fascia
- Reduces the accumulation of lactic acid in muscles
- Increased range of motion
- Eliminate muscle fatigue.

PRECAUTIONS FOR USE

- Suffering from Aneurysms, bleeding, or using blood thinners
- You have a heart disease, you have a pacemaker or defibrillator
- You are pregnant
- Avoid sensitive areas: head, face, cervical vertebra and spinal vertebra
- Avoid the tibia, dorsal foot, dorsal hand, where the skin cover is thinner.

REPAIR PROCEDURE

Should you experience any faults with your Trojan Mini Massager, adhere to the following procedure to have the fault rectified speedily and professionally. Do not return the product to the store. Contact our Call Centre on 0861 876526 to log the faulty product (under warranty or out of warranty). Customers residing outside South Africa can contact us on +27 10 206 4405.

Note: Should you live in an outlying area or outside South Africa, it may be necessary to return the product to the store nearest to you. Our service operator will advise you of your repair procedure.

COST OF REPAIRS UNDER WARRANTY

Any items still under warranty will be repaired free of charge, as long as it complies with the terms and conditions of the warranty (refer to “warranties” section in this manual). Any items that need to be repaired that are NOT covered in the warranty will be for the consumer’s expense. A quote for the repair/replacement of these items will be provided to the consumer for approval prior to repairs being conducted.

COST OF REPAIRS OUT OF WARRANTY

Any items that need to be repaired once the warranty has expired will be for the consumer’s expense including call out fees. A quote for the repair/replacement of these items will be provided to the consumer for approval prior to repairs being conducted.

2 YEAR WARRANTY

If this product proves to be faulty during normal use due to defective materials or workmanship. Refer to our website for terms and conditions.

0861 876 526
0861 TROJAN
+27 10 206 4405

Please call us for any product queries, after sales support, repairs or installations.

Manufactured for Masstores (Pty) Ltd.
16 Peltier Drive, Sunninghill, Ext 6, Sandton, 2146, South Africa
MADE IN CHINA

Always consult a physician before starting a new exercise routine

Use in conjunction with a healthy eating plan

Only use product for its intended purpose to prevent injury

#22M02T049